

# Section 1-A


## Assembly Organization

District Assembly Organization

Mission Advance Theme

Mid-Atlantic District Statistical Report

APR Report for the DS



# MISSION ADVANCE ORGANIZATION – 2020

The District Secretary recommends the following:

1. **Assistants:** Rev. Norman J. Huffman, journal recording secretary; Mrs. Doreen M. Armstrong, registration auditor; Mrs. Karen B. Gray, office personnel
2. **Times of Meetings and Special Orders:** Saturday, April 18, 2020 – 9:00 AM to adjournment
3. **Bar of the Assembly:** Upon the request of the Mid-Atlantic District Advisory Board to the Board of General Superintendents of the Church of the Nazarene they have approved the decision to cancel our assembly for the 2019-2020 church year in compliance with local and government directives and in the interest of protecting both our members and the public-at-large.

The 2017-2021 *Manual of the Church of the Nazarene*, gives guidance in the event an assembly must be canceled. **Manual #206.3.** When the presiding officer of a district assembly deems that it is impossible to convene or continue with the business of the district assembly, and therefore postpones, cancels, or adjourns the district assembly, the general superintendent in jurisdiction, in consultation with the Board of General Superintendents, shall appoint all district officers not elected prior to the adjournment of the district assembly to serve for a period of one year.

As a result Dr. Carla D. Sunberg, general superintendent in jurisdiction has affirmed the continuation of the current district officers: Paul D. MacPherson, SDMI Chair; Sharon E. Kessler, NMI President; and Derek D. Parson, NYI President.

In a letter dated March 24, 2020 Dr. Sunberg included the following *Manual Ruling*: “In the event, a district assembly is unable to elect delegates to General Assembly and SDMI conventions, the District Advisory Committee may do so. The NMI Council may elect the NMI global convention delegates, and the NYI Council may elect the global convention delegates. The provisions of *Manual* paragraph 33 shall apply to all such elections. Those elected will need to be certified and documentation completed following the approval procedure.”

The business of the Mid-Atlantic District Assembly will be conducted by the District Advisory Committee via zoom.us in compliance with the regulations by the state of Maryland to meet the requirements of the law as set forth in our incorporation. Upon the recommendation of the Board of General Superintendents we shall use Election Runner as our platform for all elections.

**MID-ATLANTIC DISTRICT  
MISSION ADVANCE 2020**

**OUR SHARED PURPOSE/VISION**  
*To Advance The Ministry Of Jesus Christ*

**OUR SHARED VISION**  
*Compelled By God We ARE A Movement Of People Who Passionately  
Live The Story Of Jesus Christ*

**OUR SHARED VALUES**  
**Spiritual Formation...***We Affirm Our Calling To Be Shaped And Formed In The Image Of Christ.*  
**Leadership Development...***We Affirm Our Calling To Develop The Next Generation Of Leaders.*  
**Congregational Vitality...***We Affirm Our Calling To Resource Congregations.*  
**Missional Expansion...***We Affirm Our Calling To Plant The Next Garden.*  
**Stewardship Advancement...***We Affirm Our Calling To Invest Our Time, Talent And Treasure.*

**MISSION ADVANCE 2020 THEME**

This year's theme is "**Trust the Story**" and we launch this emphasis by remembering the "**The Door**" God has opened through the "**NEXT Gardens & NEXT Generations.**"

Central to our theme is the concept that we are called to, "**Trust the Story.**" We are being called to trust the Story of His love and salvation available to all.

**DISTRICT OPERATING PRINCIPLES**

As the Mid-Atlantic District, we will be:

***Intentional about Re-Thinking Mental Models***  
in order to facilitate versatile and adaptable congregations.  
***This is our Strategy!***

***Intentional about Reproducing & Multiplying Pastors, Leaders, Churches and Disciples***

equipping, empowering, and sending them to the harvest.

*This is our future!*

***Intentional about Partnering and Collaborating***

with each other, with other churches, and groups outside the local congregation.

*This is our hope!*

All of this must and will transpire in an atmosphere of ***"permission-giving"*** which is God honoring and glorifying. We truly embrace the mandate that includes, *"Judea, Samaria and to the ends of the earth."*

## MID-ATLANTIC DISTRICT STATISTICAL REPORT


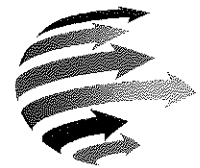
	2011	2012	2013	2014	2015	2016	2017	2018	2019	2020
<b>Membership</b>	10901	11131	11431	11650	11669	11815	12101	12039	11621	11569
<b>SS Enrollment</b>	14740	15808	15467	15177	16045	15489	15699	15336	14540	14954
<b>SS Average</b>	7921	8416	8380	8552	8822	8823	8526	8234	7893	7812
<b>Worship Avg.</b>	10827	11188	11112	11278	11410	11306	10897	10654	10260	9973
<b>Conversions</b>	748	744	786	845	735	800	948	1253	1043	897
<b>Baptisms</b>	354	376	340	442	452	364	295	306	313	429
<b>New Nazarenes</b>	577	676	678	673	588	549	454	648	517	512
<b>Org Churches</b>	89	87	91	94	93	94	92	94	96	98
<b>Org this Year</b>	0	2	5	3	0	1	0	2	2	4
<b>Church Plants</b>	27	24	18	18	14	21	17	17	14	16

### FINANCIAL

	<u>2018-2019</u>	<u>2019-2020</u>
Total Church Income	\$16,002,819	\$15,891,952

### Total Given to District, Regional, and Global Interests

<u>(As of 3/16/2020)</u>	<u>Given in 2018-2019</u>	<u>Given in 2019-2020</u>
District	\$ 553,786	\$ 541,533
District SDMI, NYI, NMI	\$ 77,350	\$ 75,759
Eastern Nazarene College	\$ 288,506	\$ 253,607
Pensions & Benefits	\$ 263,902	\$ 258,310
World Evangelism	\$ 683,783	\$ 697,111



**Quick Report for the  
District Superintendent  
2020**

Church Name	1 Conversions	2 Baptisms	7 + 8 New Nazarenes	15 Full Church Members End of Year	17 Weekly Corporate Worship	23a Average Weekly SDMI Attendance	30 Total Church Income
1 Annapolis Hope Rising Community	0	0	2	26	30	0	0
2 Annapolis Latino	20	4	39	88	100	60	54,500
3 Baltimore Brooklyn	2	0	0	35	30	13	11,600
4 Baltimore Dundalk	0	0	2	34	20	13	42,697
5 Baltimore Lighthouse Community	0	0	0	37	0	0	0
6 Baltimore-Parkville	23	0	0	28	24	86	28,908
7 Bedford	0	1	0	24	16	28	25,838
8 Bel Air	25	25	15	419	313	281	661,372
9 Berkeley Springs	1	0	2	33	20	33	28,064
10 Berlin El Rio	3	10	0	15	46	38	11,000
11 Berlin The River	3	0	5	45	44	38	108,662
12 Burnham Freedom Way	0	2	0	42	13	20	8,366
13 Cambridge	1	8	1	67	39	27	91,083
14 Catonsville De Restauracion	6	4	6	86	70	35	65,323
15 Chambersburg Mosaic	0	2	0	22	23	25	20,166
16 Chestertown	0	0	0	71	45	32	85,566
17 Cockeysville Bethel	18	7	18	93	85	23	39,398
18 College Park	0	0	0	42	40	42	51,080
19 College Park Fountain of Grace	5	0	0	89	71	30	61,784
20 College Park Resurrection Power of Christ	2	0	0	42	20	7	12,241
21 Columbia Alive Community	0	0	0	33	35	8	13,500
22 Columbia City On A Hill Community	6	5	8	84	100	52	180,020
23 Cumberland Bethel	12	7	21	123	71	122	105,290
24 Cumberland First	5	2	0	67	58	29	114,521
25 Delmar Haitian	2	0	20	261	168	180	54,000
26 Delta	0	0	2	37	25	59	38,725
27 Denton	3	8	0	126	160	142	196,707
28 Dover Haitian	2	2	22	216	167	151	71,693
29 Dover Mountain Grove Chapel	5	7	5	63	80	64	231,335
30 Dover The Cross	3	4	7	80	77	65	157,876
31 Dundalk Solo Cristo Salva	15	3	45	75	55	54	20,000
32 Easton Latino	5	4	0	57	56	33	47,562
33 Easton Real Life Chapel	8	6	6	141	160	148	359,981
34 Elkton	5	1	3	30	36	21	50,991
35 Ellicott City Crossroads	103	17	27	434	541	488	1,234,872
36 Ellicott City Primera Iglesia	0	0	2	34	27	38	41,722
37 Fawn Grove	6	7	0	127	95	148	229,934
38 Federalsburg Haitian	11	6	14	241	240	159	88,673
39 Frederick First	2	2	0	121	83	37	229,705
40 Frederick West Latino	0	0	0	33	15	10	6,000
41 Frostburg	0	1	0	59	37	19	76,943
42 Gaithersburg	23	9	10	298	284	274	801,025
43 Gaithersburg Latino	0	0	0	12	0	0	0
44 Gambrills-Crofton Life Bridge	2	0	9	59	62	38	52,448
45 Georgetown Haitian	2	6	3	116	126	73	41,576
46 Gettysburg	0	0	2	63	38	35	97,873
47 Glen Burnie	0	0	2	45	32	42	86,278
48 Hagerstown	6	7	5	154	208	148	566,809
49 Hagerstown Haitian	3	0	0	60	65	40	19,000

**Quick Report for the  
District Superintendent  
2020**

<b>Church Name</b>	<b>1</b> Conversions	<b>2</b> Baptisms	<b>7 + 8</b> New Nazarenes	<b>15</b> Full Church Members End of Year	<b>17</b> Weekly Corporate Worship	<b>23a</b> Average Weekly SDMI Attendance	<b>30</b> Total Church Income
50 Hagerstown Latino	12	4	5	54	80	68	78,241
51 Halethorpe Connections	2	2	2	50	35	37	75,422
52 Hampstead	8	0	0	46	35	29	25,000
53 Hancock Grace	0	0	0	20	29	24	46,225
54 Hancock Trinity	0	1	0	88	47	18	95,089
55 Havre de Grace The Great Commission	0	0	0	14	31	31	25,368
56 Hollywood	5	7	1	81	39	32	138,517
57 Hurlock United	0	0	0	15	0	0	0
58 Hyattsville Healing Temple	2	0	2	46	45	17	26,000
59 Hyattsville Primitive Haitian	2	0	0	125	75	61	38,000
60 Indian Head	0	1	0	26	10	19	54,852
61 Jessup New Generation	4	4	0	56	55	45	44,879
62 Laurel	17	8	0	303	268	204	442,551
63 Laurel Fellowship	0	0	0	4	0	0	0
64 Leonardtown	10	12	8	157	165	57	170,606
65 Linthicum Monté Sion	3	1	2	8	30	8	18,500
66 Martinsburg	3	0	0	27	30	15	38,244
67 McConnellstown	0	2	0	76	80	76	149,000
68 Melwood	1	2	0	120	68	73	159,338
69 Middletown	0	0	0	2	0	38	6,000
70 Milford	2	3	5	188	64	70	181,366
71 Milford Haitian	16	7	10	135	130	102	69,356
72 Milford Latino	15	4	4	65	75	83	40,022
73 Mount Airy New Beginning	1	2	9	77	101	80	273,345
74 Mount Tabor	0	0	0	13	12	5	17,379
75 New Cumberland Table Life Church	16	13	4	120	101	91	213,194
76 New Freedom Trail	1	3	0	45	29	19	64,710
77 Newark First	0	0	0	99	24	15	89,645
78 North East	0	0	0	34	18	8	50,168
79 Oakland	0	0	0	86	53	27	107,058
80 Olney Hosanna	40	40	23	265	300	150	465,717
81 Orbisonia	5	0	0	77	95	50	153,667
82 Owings Mills Latin American First	51	9	12	275	750	750	563,837
83 Petersburg	9	7	3	57	60	31	101,877
84 Pleasant Ridge	3	6	1	69	50	76	62,205
85 Rising Sun	3	21	0	148	115	57	247,160
86 Rockville	7	0	3	87	56	52	117,451
87 Rockville First Spanish	17	0	20	115	80	72	65,000
88 Ryot	3	6	3	107	98	48	153,232
89 Salisbury Cross Pointe	84	10	8	494	322	168	672,034
90 Sandtown	2	0	0	41	38	19	38,000
91 Seaford	2	4	0	31	37	38	91,599
92 Severn Grace Pointe Community	112	13	8	488	373	302	1,192,788
93 Shippensburg	3	1	9	128	112	54	197,087
94 Shippensburg The Harbor	11	13	0	23	43	30	44,487
95 Shippensburg The Local Gathering	5	0	0	4	12	70	17,776
96 Silver Spring Living Water International	2	1	0	93	65	40	34,500
97 Smyrna Faith	0	0	4	32	35	28	29,175

**Quick Report for the  
District Superintendent  
2020**

<b>Church Name</b>	<b>1</b> Conversions	<b>2</b> Baptisms	<b>7 + 8</b> New Nazarenes	<b>15</b> Full Church Members End of Year	<b>17</b> Weekly Corporate Worship	<b>23a</b> Average Weekly SDMI Attendance	<b>30</b> Total Church Income
98 South Carroll	0	1	0	50	30	46	105,318
99 St. Charles LifeStream	3	2	2	145	69	34	392,643
100 State College Bethel	0	0	0	25	0	0	0
101 Sykesville Impact	15	9	20	80	82	61	89,417
102 Washington Community of Hope	1	0	2	63	46	48	62,157
103 Washington Grace	0	0	0	52	20	20	42,750
104 Washington Mosaic	0	0	0	355	0	0	0
105 Westminster	0	2	0	44	25	32	74,655
106 Westminster First Latin American	27	12	12	237	195	237	124,880
107 Wilmington Haitian	7	2	15	104	120	85	45,000
108 York Stillmeadow	27	27	12	1,113	866	354	1,346,758
<b>Current Year Total</b>	<b>897</b>	<b>429</b>	<b>512</b>	<b>11,569</b>	<b>9,973</b>	<b>7,812</b>	<b>15,891,952</b>